

# MPP Tonnage F500



**Certified**  
according to key  
industry standards



**Financial Stability**  
thanks to solid  
family enterprise



**Economic Multi-Purpose  
Heavy-Lift Vessel**

## General information

### Flag/home port

Antigua and Barbuda/St. John's

**Type** Multi Purpose Dry Cargo Vessel,  
strengthened for heavy cargo,

TD in all holds, equipped for containers

**IMO** Fitted for all classes

### Classification

DNV-GL +100 A5, E3, BC, BWM (D2), DBC,  
DG, G, IW, LC

MC E3 AUT, EP-D

### Tonnage

**DWAT** 12,248 MT

**GT/NT** 11,494/4,387

### Capacity (bale space)

**Cubic meters** 17,612 m<sup>3</sup>

**Cubic feet** 621,961 cbft

### Dimensions

**LOA** 147.00 m

**LPP** 140.00 m

**Beam** 22.80 m

**Depth** 11.55 m

**Draft** 8.10 m

### Engine

**Main engine** 1x 4,800 kW,

MAN 5G45ME C9.5 T II 3x

**Aux. engine** 3 x 590 kW/230 V @ 50 Hz

**Diesel generator** 590 kW

**Emerg. generator** 268 kW

**Shaft generator** 685 kW

**Bow thruster** 600 kW

## Tank capacity

**Fuel IFO** 559 m<sup>3</sup>

**Fuel MDO** 118 m<sup>3</sup>

**Freshwater** 198,66 m<sup>3</sup>

**Ballast** 5,824 m<sup>3</sup>

## Hatches/holds

**Hold 1** 12.75 x 12.56 m aft to 8.80 m fwd

TD position (5.50 m)

hydraulic folding covers opening fwd and aft

**Hold 2** 76.50 x 17.60 m

TD positions (5.40/7.10 m)

hydraulic folding covers opening fwd and aft  
middle pontoon type roll and lifted away

## Gear

### Crane type

2 Liebherr cranes of 250 MT SWL each,  
located port side, combinable to 500 MT SWL

### Outreach SWL

250 MT/18 m; 200 MT/20 m;

160 MT/25 m; 120 MT/33 m;

45 MT/36 m

Aux. Hook: 45 MT/36 m

## Permissible loads

**Tanktop** 20 t/m<sup>2</sup>

**Tweendeck hold** 4 t/m<sup>2</sup>

**Hatchcovers** 4 t/m<sup>2</sup> on folding covers

8 t/m<sup>2</sup> on pontoon covers

## Containers

**Total** 872 TEU

**On deck** 320 TEU

**Under deck** 552 TEU

## Remarks

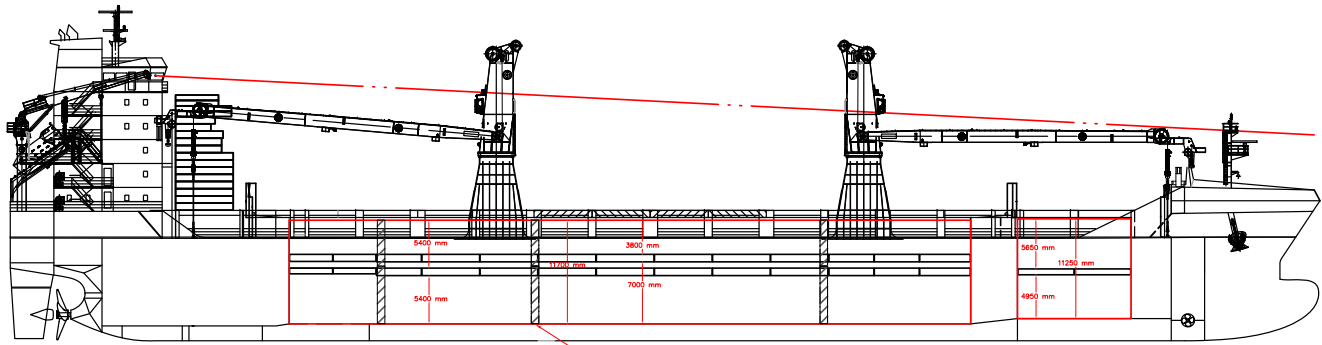
Certified for the carriage of dry bulk cargo  
incl. grain, coils, metal concentrates, salt,  
sugar, cement, scrap metal and ore. General  
cargo incl. cotton and agricultural products,  
steel, forest products, project cargo, heavy  
cargo, containers, DG, etc.

## i

### Our F500 Vessels

- MV Bruce
- MV Charlie
- MV Keith
- MV Mick
- MV Ronnie
- MV Timgad

# MPP Tonnage F500

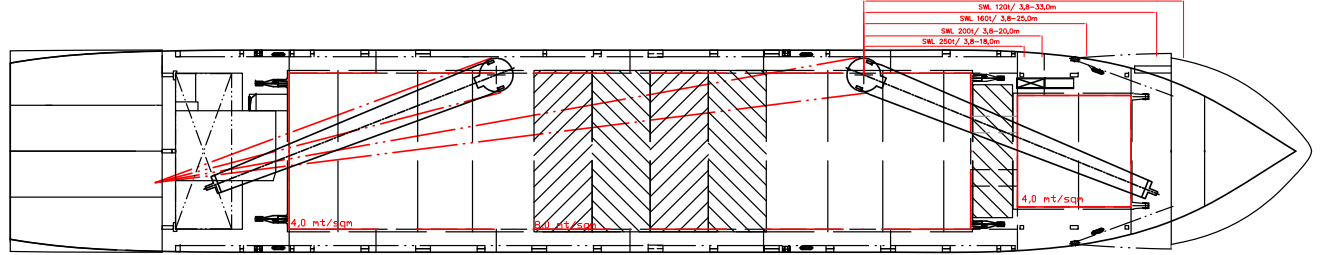


-14.700 cbm with TD covers  
-15.615 cbm without TD cover

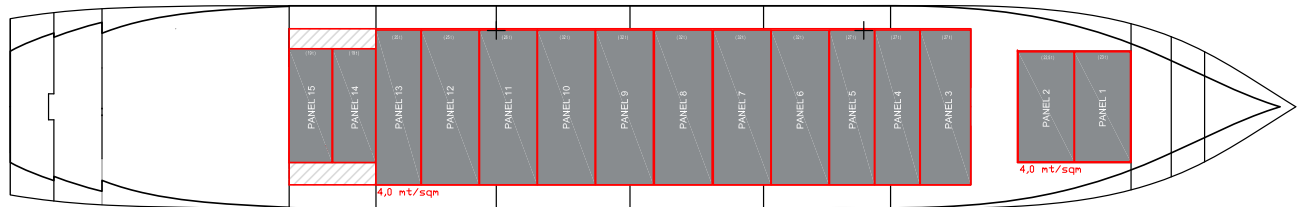
Bulkhead position

-1.700 cbm with TD covers  
-1.600 cbm without TD cover

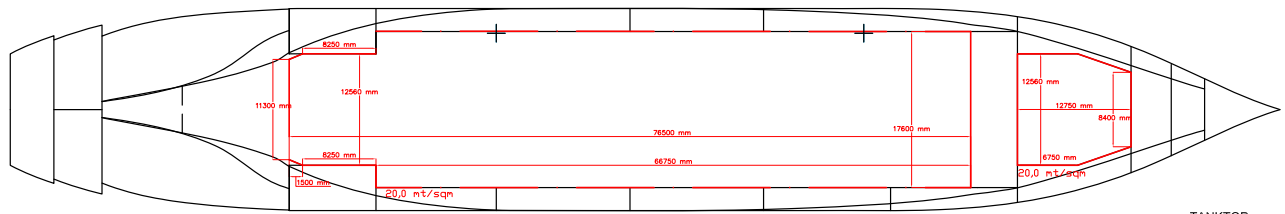
SIDE VIEW



MAIN DECK



TWEENDECK



TANKTOP

-1.300 sqm per deck

-150 sqm per deck

For more information visit [dship-carriers.com](http://dship-carriers.com)

All details given in good faith but without guarantee. Not to be used with charterparties without written authority.