

MPP Tonnage F500



Certified
according to key
industry standards



Financial Stability
thanks to solid
family enterprise



**Economic Multi-Purpose
Heavy-Lift Vessel**

General information

Flag/home port

Antigua and Barbuda/St. John's

Type Multi Purpose Dry Cargo Vessel,
strengthened for heavy cargo,

TD in all holds, equipped for containers

IMO Fitted for all classes

Classification

DNV-GL +100 A5, E3, BC, BWM (D2), DBC,
DG, G, IW, LC

MC E3 AUT, EP-D

Tonnage

DWAT 12,248 MT

GT/NT 11,494/4,387

Capacity (bale space)

Cubic meters 17,612 m³

Cubic feet 621,961 cbft

Dimensions

LOA 147.00 m

LPP 140.00 m

Beam 22.80 m

Depth 11.55 m

Draft 8.10 m

Engine

Main engine 1x 4,800 kW,

MAN 5G45ME C9.5 T II 3x

Aux. engine 3 x 590 kW/230 V @ 50 Hz

Diesel generator 590 kW

Emerg. generator 268 kW

Shaft generator 685 kW

Bow thruster 600 kW

Tank capacity

Fuel IFO 559 m³

Fuel MDO 118 m³

Freshwater 198,66 m³

Ballast 5,824 m³

Hatches/holds

Hold 1 12.75 x 12.56 m aft to 8.80 m fwd

TD position (5.50 m)

hydraulic folding covers opening fwd and aft

Hold 2 76.50 x 17.60 m

TD positions (5.40/7.10 m)

hydraulic folding covers opening fwd and aft

middle pontoon type roll and lifted away

Gear

Crane type

2 Liebherr cranes of 250 MT SWL each,
located port side, combinable to 500 MT SWL

Outreach SWL

250 MT/18 m; 200 MT/20 m;

160 MT/25 m; 120 MT/33 m;

45 MT/36 m

Aux. Hook: 45 MT/36 m

Permissible loads

Tanktop 20 t/m²

Tweendeck hold 4 t/m²

Hatchcovers 4 t/m² on folding covers

8 t/m² on pontoon covers

Containers

Total 872 TEU

On deck 320 TEU

Under deck 552 TEU

Remarks

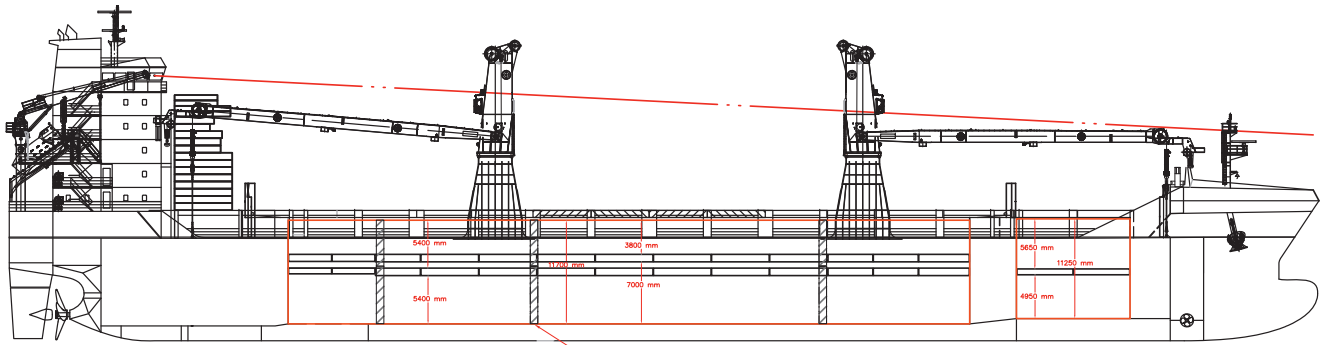
Certified for the carriage of dry bulk cargo
incl. grain, coils, metal concentrates, salt,
sugar, cement, scrap metal and ore. General
cargo incl. cotton and agricultural products,
steel, forest products, project cargo, heavy
cargo, containers, DG, etc.



Our F500 Vessel

· MV *Mick*

MPP Tonnage F500

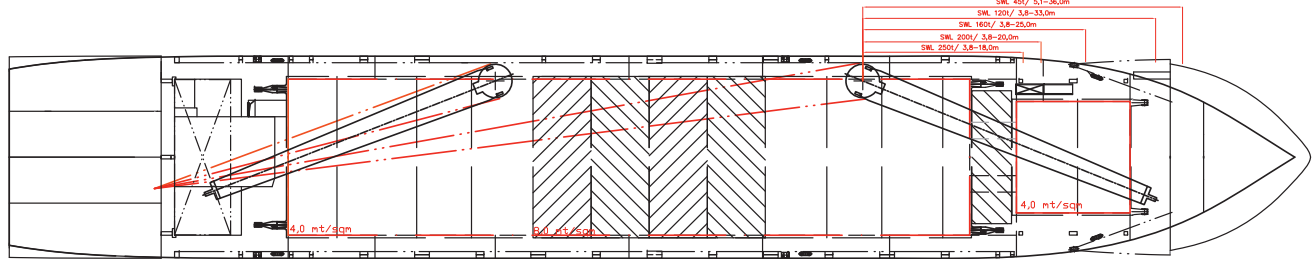


-14.700 cbm with TD covers
-15.615 cbm without TD cover

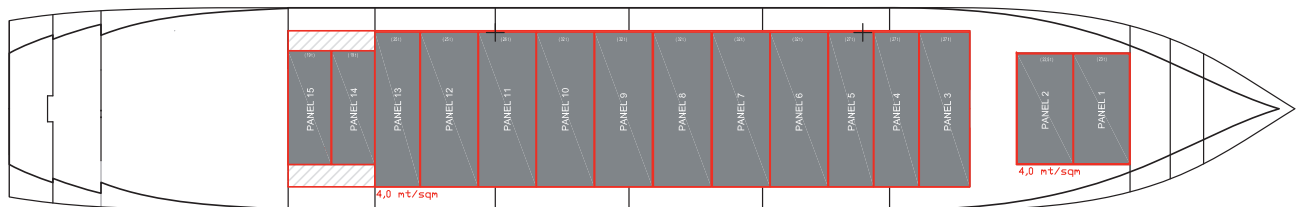
Bulkhead position

-1.700 cbm with TD covers
-1.800 cbm without TD cover

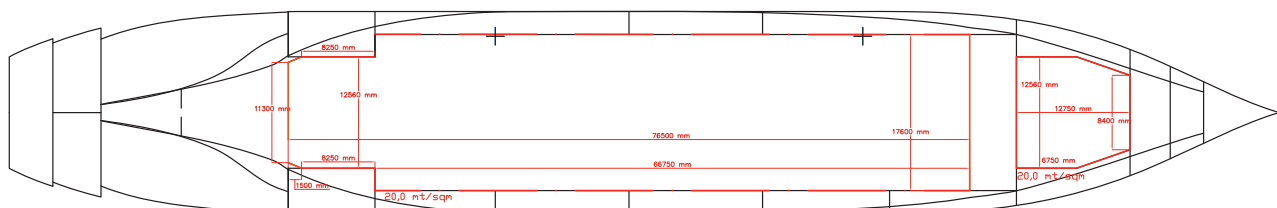
SIDE VIEW



MAIN DECK



TWEENDECK



-1.300 sqm per deck

-150 sqm per deck

TANKTOP